



Santiam Flycasters

www.santiamflycasters.com

BOARD MEETING

Monday, Dec. 8 7:00 pm

Garibaldi Family Restaurant

GENERAL MEETING

Pringle Community Center

Thursday, December 11

7:00 pm Regular Meeting

December Potluck with
program by Denny Rickards

No Planned Outings in

December, but watch for the
2015 schedule to come out
in the January newsletter
and on the website.

Inside this issue:

2014 Outings: A
Look Back 2

Board Member List 2

From the President 3

Planning the 2015
Outings 3

New Slate of
Officers for 2014 4

December "Fly of
the Month"
THE INVICTA
By Jim Ferguson 5

Membership
Application 6

Note: If you renew at
the meeting, you will
receive an additional
raffle ticket!

Monthly Newsletter of the Santiam Flycasters

December 2014

December Program — Thursday, December 11 at 7:00 pm With Denny Rickards



For the past thirty years Denny Rickards has had an opportunity to fish and guide anglers over some of the most challenging trophy trout waters in the Western United States. His simplistic approach and techniques on presentation have accounted for browns over 20 pounds, cutthroats to 15 pounds and rainbows in excess of 16 pounds.

Over 250 days a year are spent doing what he loves best: guiding, writing, tying flies,

conducting fly fishing schools, and field testing tackle manufacturer's products

Denny's area of expertise is stillwater fly fishing and he focuses primarily on the presentation aspects of fly fishing lakes. That includes where to fish, proper lines for each depth, pattern choices, retrieves, balancing tackle requirements, adjusting for existing conditions, casting for distance, understanding the impact of weather changes and much more.

December Potluck Dinner

Remember our annual potluck dinner on Thursday, December 11, with dinner starting at 7:00. The club will provide ham, turkey, potatoes, gravy, and beverages. Bring a side dish to share plus your table setting.

Along with a great program by Denny Rickards you can also enjoy an expanded raffle featuring a special **raffle for a Rich Youngers guided fly fishing float trip for two**. Other neat prizes include boxes of flies tied by our own Jim Ferguson.

If you pay your 2015 dues at the meeting, you will get an additional raffle ticket as well.

So, bring your spouse, significant other, or friend to have a great time and let them meet the people you have been, or should have been, fishing with for the past year or so.

2014 Outings and Events in Review

SFC BOARD AND OFFICERS

Howard Palmer
President, Newsletter Editor

Dwight Klemin
Vice President/Programs
FFF Representative

Sam Thomas
Secretary

Tim Johnson
Treasurer/Membership

Board Members

Will Satak
Concessions

Ron Henderson
Raffles

Loren Bergerson
Conservation

Matt Neznanski
Webmaster

Leroy Shepherd
Newsletter Layout/Design

Ken Karnosh
Bob Karau
Don Meyer
Nancy Beeson

Board Members Wanted


The Santiam Flycasters want you!

We are looking for a few good men and women. If you are interested in helping decide who our presenters are and where we go for our outings, please join us. Or, if you just want to find out what goes on during the board meetings or want to share your opinion; please join us. No experience needed, just your interest in fly fishing is all it takes to be a board member.

We are on the web!
www.santiamflycasters.com



Search
"Santiam Flycasters"



Looking forward to more wonderful trips in 2015!


2015 Outings

Mother Nature apparently didn't want us to fish at either of the outings that we scheduled for Detroit Reservoir this Fall, but you still have some time to fish it before Winter really starts. It's a fun place with some nice fish and fairly close to home.

We had many other enjoyable club outings this year and, hopefully, you got to attend some or all. At its next meeting on December 8, our Board will set our list of outings for 2015. Please come and help us with this task if you can.

If you can't attend the Board meeting but have input on outings for consideration, talk to any Board member or e-mail that information to either Howard Palmer at Hpalmer176@gmail.com or Ken Karnosh at KenKarnosh@gmail.com. We welcome all input.

Also, should the Board consider setting some outings during the week at high use destinations?



From the President By Howard Palmer

Well, old Mama Nature is just not letting us do our thing this fall. Our scheduled outing to Detroit came and went; right along with a couple impromptu trips that we tried to put together. Detroit is normally a great place to head to in the fall, but not this year. I guess it's just a matter of watching the weather guy, and go when you can.

For those of us, however, who are afflicted with putting little bits of fur and feathers on a hook now and then the cool and wet autumn air is most certainly a boon. This past summer, I reluctantly agreed to have a booth at our first community Craft Fair. With a little luck, and some help from the stay-inside weather we have been having, I was able to have some 40 dozen flies on hand, along with a few display mounts ready for the event. I had never tried anything like that, but I'm certainly glad I did. I even made a few bucks in the process.

And, as luck would have it, Santiam Flycasters has been invited to participate in another craft fair the first week in December in the big town of Mount Angel. It is a two day affair, and should prove worthwhile for the club in much needed exposure. I plan on being there both days and I encourage any of you who want to join me, to come on out and see if it is something you want get involved with. I'm sure it will provide us with an excellent way to make the public aware of our existence. If you are interested, give me a call.

December is of course, the one month that we do not schedule an official outing; which is not to say that we won't be going fishing during these last few weeks of 2014. Watch the weather, and for messages from our "SFC-FISH"



site, and be ready to wet a line.

December does however bring our annual holiday dinner. Once again, the club will be furnishing ham and turkey, along with mashed potatoes and gravy. You the members are asked to bring a side dish suitable for our feast. We will also have some special door prizes, and Mr. Denny Rickards will be out featured speaker. Denny is a world class angler, who is a leading expert on fishing still waters. His programs are always entertaining and very educational.

2014 has been a very fulfilling year for me. Not just for the myriad of fishing opportunities we have had, but for giving me the pleasure of serving as your president for another year. It has indeed, been most rewarding. Running this organization is not a one man job however, and to that end, I have been blessed with a most dedicated board of officers; that have made my job very easy. It is after all, the board that drives the train. I was simply the conductor that went along for the ride. That being said, the truth is:

They never let me ring the bell, The whistle, I did not blow;

But let this sucker jump the track, and guess who catches hell.

Thanks to all. It has been a really great year.

Howard

**SFC-Fish
Electronic
Message Board**

One of the benefits of being a Santiam Flycasters member is having access to the SFC-FISH electronic message board. The message board gives members the opportunity to communicate with other about fly fishing and related topics. Once subscribed, you can post messages to SFC-FISH by sending an email to **sfc-fish@googlegroups.com**

You will receive messages posted by other members via your email account. It's as easy as that. To subscribe to SFC-FISH, simply send an email request to

santiamflycasters@yahoo.com,

and we'll subscribe you and notify you when you can begin using the message board. Note: your SFC membership must be current to be a subscriber of SFC-FISH.

New Slate of Officers

Just when you thought the political ads were done— - -

It is that time of year again, and we as a club have an election too. Thankfully, ours is a piece of cake. Ken Karnosh has once again stepped forward to take the helm as President of the Santiam Flycasters for the coming year. Ken, along with the other members of the board (me included) will continue to provide the leadership that I am sure will ensure the success of our club. Others continuing to offer their services are:

- Dwight Klemin: Vice President (he's the guy that schedules our programs)
- Tim Johnson: Treasurer (always has more money at the end of the year than when he started—a most valuable asset)
- Sam Thomas: Secretary (Keeps the minutes of our board meetings)
- Leroy Shepherd: Newsletter Editor (Does he do a good job, or what?)
- Nancy Beeson: Raffle Chairperson (New and welcome blood this past year)
- Matt Nezanski: Web Master (Keeps our web site clean and functioning)
- Loren Bergerson: Conservation
- Will and Reenie Satak: Concessions (The coffee and cookie folks)
- Howard Palmer: Past President, Outings Chairman, Asst. Newsletter Editor
- Members at Large: Don Meyer
Bob Karau
Steve Reynolds
Ron Henderson

NOTE: Anyone can be a "Member at Large" and serve on the board. Everyone is welcome and encouraged to join us at our monthly board meetings, which are scheduled for the Monday prior to our monthly club meeting. We meet at Garibaldi's Mexican Restaurant on Edgewater Street in West Salem at 7:00 PM. Come early and enjoy a great meal. We really do need your input to ensure that we are accomplishing what you joined us to do.

December “Fly of the Month” by Jim Ferguson

INVICTA



Hook:	TMC 3769, Mustad 3399 (pictured here) sizes 16 to 10
Thread:	Black UTC 70
Tail:	Golden Pheasant Crest
Body:	Hare's ear dubbing dyed yellow
Rib:	Silver wire or oval tinsel
Hackle:	Red cock (reddish brown)
Beard:	Blue jay or guinea fowl dyed blue or natural guinea fowl
Wing:	Hen pheasant wing

The Invicta is a fly with some historical roots. It is mentioned in a lot of British pattern books as being used in lakes and slow moving rivers where it has gained a reputation as a stillwater fly. This fly has been used successfully in larger rivers where back eddies occur behind deep pools. Even though it has a tail, it could represent an emerging caddis. I often look at it as an emerging March Brown or a yellowish mayfly. The hook is heavy gauged and the Mustad version has a large eye so it will get into the film when you fish it. The tail of golden pheasant crest can almost look like a tailing shuck. Have fun with the hen pheasant wing. If you use slips from a hen pheasant wing the wing will sit high and tend to splay outwards. Try to get the mottled section of the wing feather for your slips. The hackle and body tie offs tend to make a bump which kicks the wing into a high set. Have fun getting it to flow over the body.


STEP-BY-STEP DIRECTIONS FOR THE INVICTA:

1. Mount the hook into the vise, attach the thread one eye length behind hook eye, and wrap a thread base back to a position on the shank that is above the half way position between barb point and hook point.



2. Select a short Golden Pheasant crest feather - Great if it has some red tips. You may want to flatten the stem and trim the fibers short at your tie in position. Tie the crest in on top of the shank and wrap forward. Prior to wrapping thread forward you may want to adjust the length of the tail. Tip of tail should be about one gape behind the bend of hook. There is a play off in getting a tail short enough yet bushy enough to see.

3. Attach the wire rib at the midpoint of the shank along the bottom or lower backside and bind down the wire to the start of the tail.



4. Spin the dubbing onto the thread. You might try to form a slightly tapered body but it is not required.

5. Wrap the dubbing around the shank leaving about an eye and a half head space.



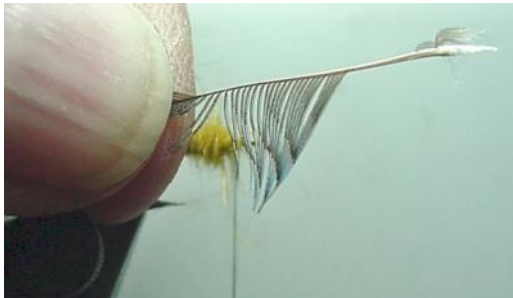
6. Select your hackle and prepare it by pulling off the fibers at the tie in place on the stem. Attach the hackle with the concave side down. (So the fibers point to the rear when wrapped down the shank) Hackle fiber length should be slightly longer than the gape at the front.

7. Now for some fun! This hackle is wrapped and trapped similar to the process on putting the hackle on an elk hair caddis. Wrap the hackle once or twice around the front as you go back. Continue to wrap the hackle back in open turns (4 or 5 turns). When you get to the rear, hold the hackle pointing slightly to the back and with the other hand, grab the wire and begin wrapping it forward over the hackle stem. Wiggle the wire rib as you wrap it forward. Make about 5 wraps of the wire as you work it thru and over the hackle stem. This traps the stem and builds some real strength into the tie.



8. Tie off the wire and either worry it off or cut it with clippers. Careful! Don't dull or nick you scissors.

9. Select the beard material. Rather than wrapping the beard hackle around the shank as you would if you were tying a collar, we will strip off the fibers we want for the beard and attach them on the bottom of the shank. You will be doing several things at once. You want the fibers to stay together while you tie them onto the shank. You will have to pay attention to the fiber length. You will have to keep the fibers from rotating, especially if you use the blue jay since many of the fibers have the blue color on one side only.



10. Select the wing material and prepare the hen wing feather slips. Place them on top of the head space and be sure the butts of the slips are surrounding the hook shank on the sides. Tent them if you can. Another treatment is to mount them as you would a wet fly wing right on top and not going down over the sides of the head. You will get a different effect.



11. Trim off the waste and form the head, whip finish, and cement the head. As you can see in the picture above, the wings are separated a little at the top letting the hackle fibers poke through.



**SANTIAM
FLYCASTERS**

P.O. Box 691
Salem, OR 97308
santiamflycasters@yahoo.com
www.Santiamflycasters.com

Membership Application

It is the mission of the Santiam Flycasters to promote the sport of fly fishing for all interested individuals of all generations now and into the future by fellowship, education, conservation practices, promoting research, guardianship of proper regulations and support, affiliation and cooperation with other like-minded organizations.

2015 Membership Application

The Santiam Flycasters, P.O. Box 691, Salem, OR 97308

www.santiamflycasters.com

Type of Membership (circle one) Regular \$25 Family \$30

*Note: Dues are from January 1st to December 31st. There is a 50% reduction after July 1st for new members.

Name _____

Address _____

Telephone: _____ Email _____

Family Members: _____

Are you an FFF Member? (circle one) Yes No

Please tell us why you want to be a member (please check all that apply):

Hear presentations on various fly-fishing topics

Improve my Fly Tying skills

Improve my Fly Casting skills

Participate in fishing stream and lake improvement projects

Go on fishing trips with other club members

Learn more about fishing in the area

Other, Please specify _____

You must sign this release each year when you renew to participate in club activities.

Liability Release and Hold Harmless Agreement

As a condition of membership or of participation in any activity encouraged or publicized by the Santiam Flycasters, I voluntarily assume all risks of my participation. In acknowledgment that I am doing so entirely upon my own initiative, risk and responsibility I do hereby for myself, heirs, executors, and administrators agree to remise, fully release, hold harmless, and forever discharge the Santiam Flycasters, all its officers, board members and volunteers, acting officially or otherwise, from any and all claims, demands, actions or causes of actions, on account of my death or on account of any injury to me or my property that may occur from any cause whatsoever while participating in any such Santiam Flycasters activity. I acknowledge that I have carefully read this hold harmless and release agreement, and fully understand that it is a release of liability. I further acknowledge that I am waiving any rights that I may have to bring legal action to assert a claim against the Santiam Flycasters for its negligence. I have read the above statement and agree to its terms as a condition of my membership in the Santiam Flycasters.

X _____

Signature

Print Name

Date