



Santiam Flycasters

www.santiamflycasters.com

June 10, 2013

Board Meeting
Garibaldi Family Restaurant
7:00 pm

June 13, 2013

Monthly Meeting
Fly Tying Demonstration
and Swap Meet
Pringle Community Center
7:00 pm

Casting on the Lawn—6:00
pm

June 22, 2013

East Lake Outing

Inside this issue:

From the President	2
Arrive Early for Casting Sessions	2
Casting Tip for June	2
May Outing to Davis Lake	3
Fishing With the Frog	4
Scott Elementary Outdoor Day Report	
ODFW Fishing Map Project	5
Fly of the Month Mayfly Emerger	6
Membership Application	7

Monthly Newsletter of the Santiam Flycasters

June 2013

June Meeting—Fly Tying Demonstration and Swap Meet



Our “meeting” on June 13 will start with some casting on the lawn starting at 6:00 or so. At 7:00, we will have several of our members demonstrating how to tie a variety of fly patterns. This is a good way to learn new or different patterns and tech-

niques.

We will also have a swap meet. Members can bring their equipment or material for sale to others. We will have a couple of tables available and will affix a tag to each item with the price and seller’s name. Potential buyers will deal directly with the seller. We just ask that the seller donate about 10% of the sale price to the club. We will also have our normal raffle.

This meeting is a great opportunity to practice your casting, learn a few tying methods or techniques, and take home some equipment and/or materials for your fly fishing enjoyment! We hope to see you there.

Remember that we will not have a meeting in July and will have casting practice on the lawn on August 8.

June Outing to East Lake—June 22

On June 22, we will have our outing at East Lake. This is a fun lake to fish, with Brown Trout, Rainbow Trout, and Kokanee.

To get there, take Highway 22 and 20 to Bend, go South on Highway 97 to the Newberry Crater/East Lake turnoff just North of LaPine, and drive about 16 miles to East Lake. We will camp at Cinder Hill Campground on the East end of the Lake.

We will have hamburgers for

lunch about 12:30 on Saturday, so bring a small side dish if you wish. Howard will be camped in Site 24, so we will probably eat there.

Fishing is best from a pontoon boat or float tube, although one can fish a bit from shore early and late in the day. Rods of 4 to 6-weight are appropriate and either intermediate or Type 3 sinking lines work best for most of the day.



Leeches/Woolly Buggers and Callibaetis flies work well, although at times chironomids below an indicator on a floating line have been very effective.

From the President By Ken Karnosh

Now that pleasant weather has arrived and we are hopefully spending some time on or near the water, I will remind us a bit about safety. As we get a bit older, heaven forbid, we seem to be a bit more prone to some bad things!


In streams, I find the rocks are bigger and a lot more slippery, as well as the water seems to push harder and swirls more. Non-slip soles on the boots are a must, with studs on some streams, and I am lost without my wading staff when wading streams. Also, it probably is wise to use that wader belt!

When floating, we need to use life jackets or floatation devices, although legally some types of float tubes do not require it. If you really need your life jacket, there usually isn't time to put it on before you

are really wet and hopefully still alive! I have heard a few people recommend wearing a floatation device when fishing streams as well and I may need to develop that habit.

The sun takes its toll slowly, as those of us who are developing cataracts or who have had the doctor look at things on our ears or face can attest. We need to remember to use our sunglasses during those nice days, especially on the water, and wear the brimmed hat, wear a long sleeved shirt, and frequently apply the sunscreen lotion.

So, let's go have some fun but protect ourselves and our health as well. There are several fun outings on the calendar, as well as numerous other waters to fish, and we want to hear your tales of your fun times. Tight line!



Name Tags

Do you wish that you had a name tag so you could get an extra free ticket for the meeting raffle? Do you wish that other person had a name tag so you could act like you actually remembered his/her name? Or, do you wish you had a name tag so others would remember YOUR name?

Well, we have a good deal for you! We can have name tags made here in Salem for only \$7.50. If you want to buy a name tag, contact Tim, preferably along with a check or \$7.50 in cash and he will get one for you by the next meeting. You'll recover the cost in free raffle tickets in less than a year!

Arrive Early for Casting Sessions

We are a fortunate Club. Thanks to the world of the Federation of Fly Fishers our club enjoys the resources provided by . . .

- One Member of the Casting Board of Governors
- Two Two-Hand Certified Instructors
- Two Master Instructors, and
- Three Certified Instructors.

The newest is Marcus Talmedge who will be leading the casting session before the June meeting along with Ron Hublitz. With the horse-power and skill of these instructors you have a great opportunity to develop your fly casting skills before each summer and fall meeting.

Casting Tip for June

Salmon flies are abundant on the Deschutes River this month and need a splashy presentation of the fly hitting the water. To achieve this, the caster needs a strategy involving correct equipment and casting techniques.

The fly line should have an aggressive forward taper and a shorter leader than normal with a very aggressive taper to present the fly with a splash. Bigger flies also require this aggressive taper. The casting strategy is to aim the cast in a downward angle with narrow loops.

The casting clinic this month will focus on casting narrow forward loops with a downward trajectory. Come out at 6:15 to the lawn with your fly rod and develop your Salmon Fly presentation skills.

Tip of the Month

When presenting a fly, do you need a softer presentation or a harsher presentation?

To achieve a softer landing for your current leader simply add an extra 2' to 3' of tippet to soften your presentation.

To achieve a harsher splash, shorten the leader and add only a minimal tippet section.

May Outing to Davis Lake

For those of us who ventured east of the mountains to our scheduled May outing, the weather could not have been better (except for the wind). The weekend lacked only one element to make it perfect—fishes. Most us spent adequate time in pursuit of them. They just didn't want to play.

One problem we did encounter, was that the channel along the lava flow that provides access to the lake, was clogged with a heavy matt of grasses that had been blown in by the westerly winds that are predominant this time of year. ***(Taking a shortcut through the reeds is not an option. Just ask Loren.)*** Once through it however, you were free to wander to your hearts content. Because it is such a large body of water, I regretted not having my aluminum boat and motor, which would have provided the ability to explore all of it; especially the southern shore adjacent to the Odell Creek outlet, where many large trout (20" +) were reported to be holding. (Not that I am opposed to a little rowing, but with the winds that were blowing, walking back would have been far easier than trying to use ones oars).




Four nice bass were caught however, including one from Steve, who willingly shared it for dinner. It was quite tasty, and gave incentive to the rest of us to keep trying.

that cold, but then, what's a camping trip without a fire; especially when you can't get out on the water?

Despite the lack of fish willing to take our fur and feather creations this trip, Davis Lake has been very productive in the past, and I for one feel that it is worthy of a return trip at some future date. Aside from it being a great trophy trout lake, the bass make for fine table fare.



Saturday was quite windy with lots of heavy gusts that kept most of us huddled around the fire most of the day. The Forest Service had been cleaning up the campground, so there was plenty of nice pine fire wood available to keep the sucker burning all day long. It really wasn't



Scott Elementary
School
Teaching Kids to Tie
Woolly Buggers



Fishing with the Frog By Howard Palmer

“They don’t call it ‘Catching’ for a reason.”

I cannot believe that the woman that I have shared my life with for the past 32 years would have the audacity to question where I have really been spending my time on my so-called “fishing” trips since we returned to Oregon this spring. The fact that I have spent uncounted hours, burned several gallons of diesel, drank far too much wine (I don’t count the Scotch), and bought lots of food for my trips - in her mind - I should have brought home several fishes to fry for our friends and for us. But then, her concept of “*return on investment*” is much different than mine, although her point is well taken.

To me, it’s never about the “fishing”, even though I am well aware that God and ODFW have provided countless opportunities for me to excel at my choice of leisure activities. And, I willingly admit that perhaps I may be somewhat piscatorially challenged. The simple fact is, that the operative

word is “fishing”, not “catching”. If it were called “catching”, the kind folks who provide me the opportunity to spend my money on their fly fishing products, would have to find another way of putting their kids through college.

No sir, it’s all about the camaraderie, the nightly fires, morning coffee around that same fire, smoke red-dened eyes, fighting the biting bugs, and just spending time with one’s friends. Besides, if “return on one’s investment” were really important, I’d go “fishing” at Safeway. But then, that’s why it is called fishing. If I always brought home fishes, they would call it catching - and that could get very, very confusing.

That being said— can any one tell me if Tomato Juice will remove the stench of SKUNK from my pontoon boat and equipment ??? The whole concept is really beginning to suck.

Tight Lines -

Howard

Scott Elementary Outdoor Day Report

On May 23 we taught kids from Scott Elementary School how to tie Woolly Buggers at the 4-H Center in West Salem. This is similar to what we will do for Youth Outdoor Day at E. E. Wilson Wildlife Area on June 15.

Seven of us worked with about 93 kids in less than three hours. We were told that the kids enjoyed this activity the most of the several they did over two days. Of course, we were tying flies in a building when some of the previous day’s activities had been out in wet, windy weather!

Needless to say, it is fun doing this for the kids. I hope you can get involved in future sessions if you are not already involved.

ODFW Completes Statewide Trout Fishing Map Project

Looking Ahead

June 13: Casting Session and Meeting with Fly Tying Demonstrations.

June 15: Youth Outdoor Day

July: No Club Meeting

August 8: Casting Clinic

Great Opportunities Ahead to "Wet a Line"

June 22 — East Lake

July 13 — John Day River

July 27 — Three Creek Lake

August 17 — South Umpqua River

September 7 — Diamond Lake

September 21 — Lava Lake

October 19 — Deschutes River (Warm Springs to Trout Creek)

October 26 — Detroit Lake

November 9 — Miami River

The Oregon Department of Fish and Wildlife has rolled out another interactive fishing map designed to help anglers find fishing locations all across Oregon.

The Google™-based maps detail 349 locations around the state where ODFW releases millions of hatchery-reared trout for the enjoyment of the hundreds of thousands of Oregonians who go trout fishing every year. The maps can be accessed from any computer with an Internet connection and also work on smartphones.

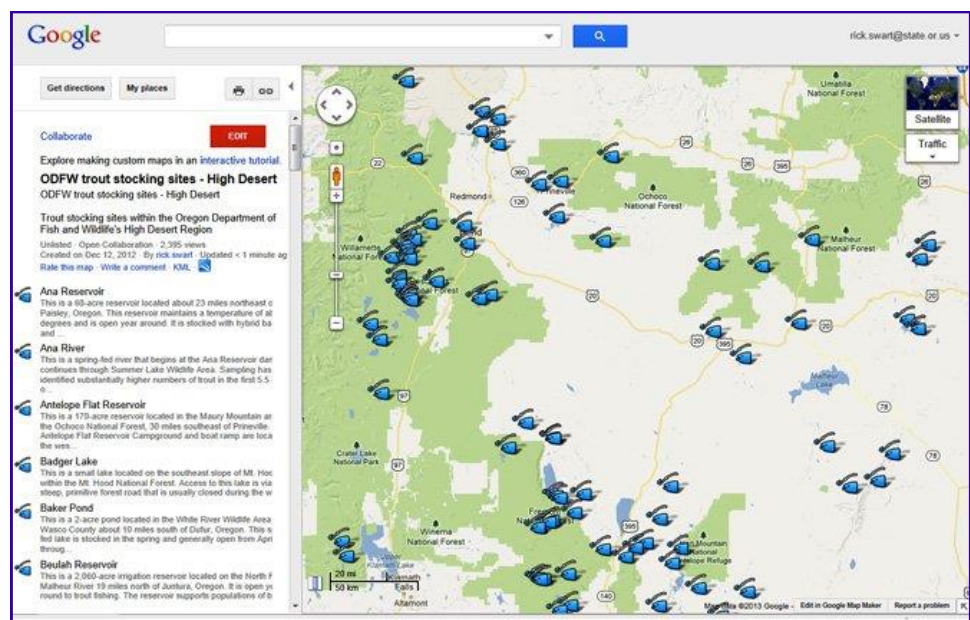
The latest addition to the suite of online fishing maps is ODFW's High Desert region map, which points to 88 stocking sites in central and southeast Oregon. Companion maps plotting stocked trout fisheries in ODFW's Northwest, Southwest, and Northeast regions were unveiled last year and have received more than 400,000 online visits since that time.

The fishing maps can be accessed from ODFW's website from links in several places, including the Trout Stocking Schedule, weekly Recreation Report and Where and How to Fish pages.

The fishing maps allow viewers to zoom in for a close-up of the sites in their choice of map, satellite or terrain view. Clicking on fish and hook shaped icons at each location on the map opens a text balloon with site photos, links to nearby campgrounds and other points of interest. The boxes also include information about available fish species as well as links to ODFW's weekly recreation report, trout stocking schedule and sport fishing regulations. The maps are capable of generating GPS coordinates and turn-by-turn driving directions to each site from any starting point.

"Figuring out where to go is an important factor in people's ability to get out and participate in this activity, and these maps should make that process a lot easier and more convenient," said Scott Patterson, ODFW fish propagation manager.

For more information, visit ODFW's website at www.dfw.state.or.us.



Officers

Ken Karnosh
President

Dwight Klemm
Vice President/Programs

Gary Caneva
Secretary

Tim Johnson
Treasurer/Membership

Board Members
Howard Palmer
Newsletter Editor

Will Satak
Concessions

Cal Hudspeth
FFF Representative

Ron Henderson
Raffles

Loren Bergerson
Conservation

Matt Neznanski
Webmaster

Leroy Shepherd
Newsletter Layout/Design

Bob Karau
Don Meyer
Sam Thomas

Board Members Wanted
The Santiam Flycasters want you!

We are looking for a few good men and women. If you are interested in helping decide who our presenters are and where we go for our outings, please join us. Or, if you just want to find out what goes on during the board meetings or want to share your opinion; please join us.

No experience needed, just your interest in fly fishing is all it takes to be a board member.

We are on the web!
www.santiamflycasters.com



Search
"Santiam Flycasters"

June Fly of the Month— Mayfly Emerger
By Jim Ferguson



**BWO / Baetis / PMD
Emerger / Cripple**

- Hook:** TMC 2487 #'s 12, 14, 16, 18, 20
- Thread:** Gray or olive dun
- Shuck:** Sparkle emerger yarn, Z-yarn, in light olive, ginger, or tan
- Post:** Foam parachute post: 1/16" diameter
- Body:** Superfine or fine dubbing, Antron or antron mix if possible.
Adams gray, olive, tan, olive tan mix, PMD colors, or Trico
- Thorax:** Same as body color
- Hackle:** Grizzly or dun shades, tied parachute style



Notes: Allow at least one and a half eye lengths between eye of hook and post. Anchor post well and use some head cement on post and post tie down zone. Tie shuck down along shank well into the bend. Taper body. Attach hackle so hackle stem is bound to post. Align hackle so when you wrap hackle, the curvature of the fibers is downwards. Try not to crowd head. Cut parachute post as short as possible to produce a button appearance from top.



**SANTIAM
FLYCASTERS**

P.O. Box 691
Salem, OR 97308
santiamflycasters@yahoo.com
www. Santiamflycasters.com

Membership Application

It is the mission of the Santiam Flycasters to promote the sport of fly fishing for all interested individuals of all generations now and into the future by fellowship, education, conservation practices, promoting research, guardianship of proper regulations and support, affiliation and cooperation with other like-minded organizations.

2013 Membership Application

The Santiam Flycasters, P.O. Box 691, Salem, OR 97308

www.santiamflycasters.com

Type of Membership (circle one) Regular \$25 Family \$30

*Note: Dues are from January 1st to December 31st. There is a 50% reduction after July 1st.

Name _____

Address _____

Telephone: _____ Email _____

Family Members: _____

Are you an FFF Member? (circle one) Yes No

Please atell us why you want to be a member (please check all that apply):

- Hear presentations on various fly-fishing topics
- Improve my Fly Tying skills
- Improve my Fly Casting skills
- Participate in fishing stream and lake improvement projects
- Go on fishing trips with other club members
- Learn more about fishing in the area
- Other, Please specify _____

You must sign this release each year when you renew to participate in club activities.

Liability Release and Hold Harmless Agreement

As a condition of membership or of participation in any activity encouraged on publicized by the Santiam Flycasters, I voluntarily assume all risks of my participation. In acknowledgment that I am doing so entirely upon my own initiative, risk and responsibility I do hereby for myself, heirs, executors, and administrators agree to remise, fully release, hold harmless, and forever discharge the Santiam Flycasters, all its officers, board members and volunteers, acting officially or otherwise, from any and all claims, demands, actions or causes of actions, on account of my death or on account of any injury to me or my property that may occur from any cause whatsoever while participating in any such Santiam Flycasters activity. I acknowledge that I have carefully read this hold harmless and release agreement, and fully understand that it is a release of liability. I further acknowledge that I am waiving any rights that I may have to bring legal action to assert a claim against the Santiam Flycasters for its negligence. I have read the above statement and agree to its terms as a condition of my membership in the Santiam Flycasters.

X
Signature _____ Print Name _____ Date _____